

Online is a range of fluorescent luminaires for surface mounting or hanging. They are designed to form continuous lines or other structures, or to be installed as single modules. A compact size design, while at the same time providing high performance and visual comfort.

Features:

Full range of hanging or surface mounted fixtures can be installed as individual modules or in continuous lines.

Aluminum profile. Clear methacrylate diffuser (PMMA), double parabolic symmetrical and asymmetrical reflectors in high purity, specular aluminum.

Section profile 95 mm x 95 mm.

Two lengths available for each model.

Fitting:

Can be fitted as individual modules or in continuous lines or other structures.

Requires accessories, not included.



High purity aluminium double parabolic



Opal methacrylate diffuser



Asymmetrical beam

Power

LED 14W, 19W, 22W, 27W, 36W, 45W

T5 28W, 35W, 54W, 80W

Beam

LED 60°+ 24°, 75°, 100°

Colour temperature

3000K warm white - CRI ≥ 80

4000K neutral white - CRI ≥ 80

Nominal lumen output

14W - 2450lm, 19W - 3280lm, 22W - 3300lm, 27W - 3900 lm,

36W - 5200lm, 45W - 6600lm

Control gear

Electronic (EL)

Electronic Dimmer (ELD)

Electronic Dimmer Dali (ELDD)

IP

IP20

Finishes

White (33)

Grey (21)

Supply voltage

220... 240V, 50/60Hz

Installation

Hanging, surface mounted

Accessories

Suspension systems, coupling, end section, end covers

Features



End-caps not included
Hanging or Surface mounted
Joint and suspension accessory (see p. 198)

Finishes



To complete the product
reference, add finish

Middle module LED



Double parabolic louver
SPECULAR darklight

Lamp and control gear included



14W L= 900
19W L= 1200
22W L= 1500

14W 75° control gear EL 2450lm 3000K 48M5/L0983 4000K 48M5/L0984	14W 75° control gear ELD 2450lm 3000K 48M5/L0983D 4000K 48M5/L0984D	14W 75° control gear ELDD 2450lm 3000K 48M5/L0983DD 4000K 48M5/L0984DD
19W 75° control gear EL 3280lm 3000K 48M5/L1283 4000K 48M5/L1284	19W 75° control gear ELD 3280lm 3000K 48M5/L1283D 4000K 48M5/L1284D	19W 75° control gear ELDD 3280lm 3000K 48M5/L1283DD 4000K 48M5/L1284DD
22W 75° control gear EL 3300lm 3000K 48M5/L1583 4000K 48M5/L1584	22W 75° control gear ELD 3300lm 3000K 48M5/L1583D 4000K 48M5/L1584D	22W 75° control gear ELDD 3300lm 3000K 48M5/L1583DD 4000K 48M5/L1584DD

MIDDLE module LED



Opal methacrylate diffuser
(PMMA)

Lamp and control gear included



14W L= 900
19W L= 1200
22W L= 1500

27W 100° control gear EL 3900lm 3000K 48M4/L0983 4000K 48M4/L0984	27W 100° control gear ELD 3900lm 3000K 48M4/L0983D 4000K 48M4/L0984D	27W 100° control gear ELDD 3900lm 3000K 48M4/L0983DD 4000K 48M4/L0984DD
36W 100° control gear EL 5200lm 3000K 48M4/L1283 4000K 48M4/L1284	36W 100° control gear ELD 5200lm 3000K 48M4/L1283D 4000K 48M4/L1284D	36W 100° control gear ELDD 5200lm 3000K 48M4/L1283DD 4000K 48M4/L1284DD
45W 100° control gear EL 6600lm 3000K 48M4/L1583 4000K 48M4/L1584	45W 100° control gear ELD 6600lm 3000K 48M4/L1583D 4000K 48M4/L1584D	45W 100° control gear ELDD 6600lm 3000K 48M4/L1583DD 4000K 48M4/L1584DD

Features

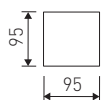


End-caps not included
Suspension accessory
(see p. 198)

Finishes



To complete the product
reference, add finish



27W L= 900
35W L= 1200
45W L= 1500

27W
60°+24°
control gear EL
3900lm
3000K **48M6/L0983**
4000K **48M6/L0984**

36W
60°+24°
control gear EL
5280lm
3000K **48M6/L1283**
4000K **48M6/L1284**

45W
60°+24°
control gear EL
6600lm
3000K **48M6/L1583**
4000K **48M6/L1584**

27W
60°+24°
control gear ELD
3900lm
3000K **48M6/L0983D**
4000K **48M6/L0984D**

36W
60°+24°
control gear ELD
5280lm
3000K **48M6/L1283D**
4000K **48M6/L1284D**

45W
60°+24°
control gear ELD
6600lm
3000K **48M6/L1583D**
4000K **48M6/L1584D**

27W
60°+24°
control gear ELDD
3900lm
3000K **48M6/L0983DD**
4000K **48M6/L0984DD**

36W
60°+24°
control gear ELDD
5280lm
3000K **48M6/L1283DD**
4000K **48M6/L1284DD**

45W
60°+24°
control gear ELDD
6600lm
3000K **48M6/L1583DD**
4000K **48M6/L1584DD**



b720, Spain

Features



End-caps not included
Suspension accessory
(see p. 198)

Finishes



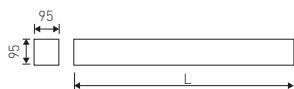
To complete the product
reference, add finish

Single module T5

G5 T5-HO

Opal methacrylate diffuser
(PMMA)

Lamp and control gear included



Starting module	Central module	End module
54W L= 1200	54W L= 1128	54W L= 1056
80W L= 1500	80W L= 1428	80W L= 1356

54W
control gear CP
3000K **4814/15483**
4000K **4814/15484**

54W
control gear CPD
3000K **D4814/15483**
4000K **D4814/15484**

54W
control gear CPDD
3000K **DD4814/15483**
4000K **DD4814/15484**

80W
control gear CP
3000K **4814/18083**
4000K **4814/18084**

80W
control gear CPD
3000K **D4814/18083**
4000K **D4814/18084**

80W
control gear CPDD
3000K **DD4814/18083**
4000K **DD4814/18084**

Starting module continuous lines T5

54W
control gear CP
3000K **48P4/15483**
4000K **48P4/15484**

54W
control gear CPD
3000K **D48P4/15483**
4000K **D48P4/15484**

54W
control gear CPDD
3000K **DD48P4/15483**
4000K **DD48P4/15484**

80W
control gear CP
3000K **48P4/18083**
4000K **48P4/18084**

80W
control gear CPD
3000K **D48P4/18083**
4000K **D48P4/18084**

80W
control gear CPDD
3000K **DD48P4/18083**
4000K **DD48P4/18084**

Middle module continuous lines T5

54W
control gear CP
3000K **48M4/15483**
4000K **48M4/15484**

54W
control gear CPD
3000K **D48M4/15483**
4000K **D48M4/15484**

54W
control gear CPDD
3000K **DD48M4/15483**
4000K **DD48M4/15484**

80W
control gear CP
3000K **48M4/18083**
4000K **48M4/18084**

80W
control gear CPD
3000K **D48M4/18083**
4000K **D48M4/18084**

80W
control gear CPDD
3000K **DD48M4/18083**
4000K **DD48M4/18084**

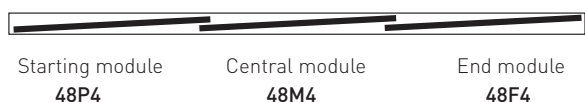
End module continuous lines T5

54W
control gear CP
3000K **48F4/15483**
4000K **48F4/15484**

54W
control gear CPD
3000K **D48F4/15483**
4000K **D48F4/15484**

54W
control gear CPDD
3000K **DD48F4/15483**
4000K **DD48F4/15484**

Sketches for continuous-line with Opal diffuser versions.
Installation system to avoid shadows between lamps.



80W
control gear CP
3000K **48F4/18083**
4000K **48F4/18084**

80W
control gear CPD
3000K **D48F4/18083**
4000K **D48F4/18084**

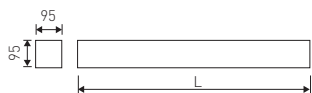
80W
control gear CPDD
3000K **DD48F4/18083**
4000K **DD48F4/18084**

Single module T5

G5 T5-HO

High purity aluminum double parabolic reflector

Lamp and control gear included



28W L= 1200
35W L= 1500

28W
control gear CP
3000K **4835/12883**
4000K **4835/12884**

28W
control gear CPD
3000K **D4835/12883**
4000K **D4835/12884**

28W
control gear CPDD
3000K **DD4835/12883**
4000K **DD4835/12884**

35W
control gear CP
3000K **4835/13583**
4000K **4835/13584**

35W
control gear CPD
3000K **D4835/13583**
4000K **D4835/13584**

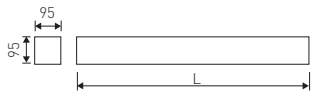
35W
control gear CPDD
3000K **DD4835/13583**
4000K **DD4835/13584**

Single module T5

G5 T5-HO

Asymmetrical beam

Lamp and control gear included



54W L= 1200
80W L= 1500

54W
control gear CP
3000K **4806/15483**
4000K **4806/15484**

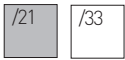
54W
control gear CPD
3000K **D4806/15483**
4000K **D4806/15484**

54W
control gear CPDD
3000K **DD4806/15483**
4000K **DD4806/15484**

80W
control gear CP
3000K **4806/18083**
4000K **4806/18084**

80W
control gear CPD
3000K **D4806/18083**
4000K **D4806/18084**

80W
control gear CPDD
3000K **DD4806/18083**
4000K **DD4806/18084**



Suspension systems



Suspension with connection - 3 poles
138/510



Steel suspension cable
(for single module)
138/511

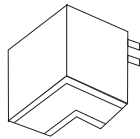


Suspension with connection - 5 poles
138D/510



Steel suspension cable
(for double module)
48M/511

Coupling



90° elbow
48/501

End section



End section 1200 mm
48/1200



End section 1500 mm
48/1500

End covers



48/507





b720, Spain