

Atlante is a range of recessed LED luminaries designed for medium sized indirect illumination of facades, trees or objects of small to medium sizes.

Features

Body made of die-cast aluminium with stainless steel front. 10mm tempered glass protection screen. It holds loads over 2900Kg. It is supplied with a 0.5mts connection cable. It is supplied with PVC niche. LED COB and equipment incorporated; with 38-degree lens reflector.



Iberostar Hotel, Mexico

Power

LED 13W, 16W, 25W

Beam

10°

T° Color

3000K cold white - CRI ≥ 80

4000K neutral white - CRI ≥ 80

Flujo nominal

13W - 1715 lm, 16W - 2194 lm, 25W - 3439 lm

Control gear

Electronic (EL)

IP - IK

IP67, IK10

Finishes

Inox [20]

Supply voltage

220... 240V, 50/60Hz

Installation

Recessed floor

Features



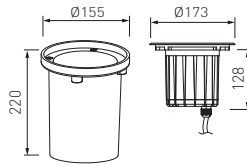
Housing included

LED



Resistance 4.400Kg

Lamp LED and control gear included



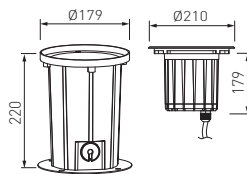
13W
10°
1715 lm
3000K **11.5203.0031.20**
4000K **11.5203.0041.20**

LED



Resistance 2.900Kg

Lamp LED and control gear included



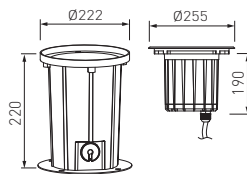
16W
10°
2194 lm
3000K **11.5203.0032.20**
4000K **11.5203.0042.20**

LED



Resistance 5.000Kg

Lamp LED and control gear included



25W
10°
3439 lm
3000K **11.5203.0033.20**
4000K **11.5203.0043.20**

